

January 2024

From the Superintendent-Mr. Collins

Another school year is flying by. As I write this newsletter most of the District employees are on break and when they return we will begin the second semester. The second semester often brings an opportunity for a fresh start, especially for High School students as grades or transcripts are reported in semester increments. January also brings with it a high volume of school activities, not just in sports but also in Speech, FFA, FBLA and Music. We typically have a high percentage of students involved in activities so this is a busy season for parents as well.

Our Christmas snowfall reminded us that we are in winter. Winter weather can bring conditions that necessitate changes to the school day, such as a late start or closure. There are several factors which will impact our final decision but typically we try to err on the side of student safety. If we make a change we will make announcements as soon as possible. We will typically put the closure information out on KOLN TV (Channel 10), KWBE and Ol' Red 99.5 FM and use our automated calling system. Other stations often pick up the news and post as well. This is especially true on the radio as several stations belong to the same electronic messaging service. As always the final decision to send your child to school is yours-if you don't think the conditions are safe enough to send your child then keep them home.

We are required to publish a school "report card" annually. The report card with data from 2022-2023 is included in this newsletter. Demographic trend data indicates a stable District with a slight downward movement in enrollment. Male numbers are still significantly higher than females and we continue to have a 20% non-caucasian population. Although EL and SPED percentages are stable, the number of EL newcomers and high needs SPED students continue to challenge our current staffing in those programs. Achievement trends as measured by standardized tests are moving upward. Due to our low numbers of students, the results can experience a sudden change if only a couple of students move up or down a classification. I am excited to see the impact the new curriculum in Language Arts will have on future scores. The staff is unpacking standards and reviewing curriculum in Math with adoption planned for 2024-2025.

The Board will hold several meetings in January to select finalists, interview and hire a new Superintendent as my contract ends in June and I have decided it is time to retire. This transition will bring about some anxiety, however it also creates the opportunity for growth and renewal as a new person identifies the great things that are occurring and tackles the challenges that are a natural part of an organization our size.

I wish all of you a Happy New Year and please contact us with commendation and concerns as we continue to help students be the best person they can be!

Wilber-Clatonia Public Schools

Report Card

(December 2023)

The Wilber-Clatonia School District is composed of the communities of Wilber (1800) and Clatonia (250) and the adjacent rural area. The economic base is dependent on farming, two meat and grain processing plants and light manufacturing industries. The school is classified as a C-1/C-2 school system by the NE School Activities Association for the purpose of activities. In August of 2005, the district completed construction of an elementary school and track facility. The project connected the district's school buildings and created a single site K-12 campus.

The Mission: To help all students be the best they can be.
The Purpose: To create Wolverine PRIDE—Positive, Responsible Individuals Dedicated to Excellence.

Board Members

| | | | |
|----------------|------|----------------|------|
| Lance Kuhlmann | 2026 | Russ Schuerman | 2024 |
| Tim Riechers | 2026 | Chris Cerveny | 2024 |
| Chris Woerner | 2026 | Brad Kalkwarf | 2024 |

Financial Information

W-C General Fund Receipts

Most Recent Audited Figures

| | 2010-11 % of Total | 2021-22% of Total | 2022-23 % of Total | 2022-23 District Amt |
|---------------|-----------------------|----------------------|-----------------------|-------------------------|
| Local | 57.44% | 71.07% | 72.47% | \$6,484,160 |
| County | 0.54% | 0.32% | 0.48% | \$43,245 |
| State Non Aid | 9.84% | 15.59% | 15.37% | \$1,375,022 |
| State TEOSSA | 22.25% | 9.26% | 8.46% | \$757,016 |
| Federal | 9.81% | 3.73% | 3.18% | \$284,723 |
| Other | 0.12% | 0.0% | 0.03% | \$2,970 |
| | | | TOTAL | \$8,947,136 |

W-C General Fund Expenditures

| | District Amount | Increase % |
|---------|-----------------|------------|
| 2022-23 | \$8,702,097 | 6.04% |
| 2021-22 | \$8,206,263 | 6.34% |
| 2020-21 | \$7,716,901 | 4.13% |
| 2019-20 | \$7,411,148 | 1.46% |
| 2018-19 | \$7,302,915 | 5.80% |
| 2017-18 | \$6,902,759 | 4.40% |

2021-22 & 2022-23 Expenditure increase due in part to use of ESSERS funds

State Aid, Valuation and Total Levy History

| Year | State Aid | Valuation | Levy All Funds |
|---------|-------------|---------------|----------------|
| 2023-24 | \$1,314,475 | \$754,291,934 | 0.9662 |
| 2022-23 | \$757,016 | \$717,165,327 | 1.0268 |
| 2021-22 | \$817,146 | \$703,749,804 | 1.0187 |
| 2020-21 | \$547,033 | \$681,617,192 | 1.0291 |
| 2019-20 | \$292,808 | \$670,515,821 | 1.0390 |
| 2018-19 | \$259,525 | \$681,920,850 | 0.9961 |

More school data can be found on the State Department of Education web site at: <https://nep.education.ne.gov/>

Staff Data

Average years of Teaching Experience

| School Year | State | WC District |
|-------------|-------|-------------|
| 2022-23 | 13.86 | 14.86 |
| 2021-22 | 13.94 | 15.20 |
| 2020-21 | 13.95 | 15.20 |
| 2019-20 | 13.96 | 14.89 |
| 2018-19 | 14.01 | 15.19 |

Teacher Count and Teacher with Master's Degrees

| Year | Total Teacher Count | | Percentage of Teachers with Masters Degrees | |
|---------|---------------------|-------|---|--------|
| | State | WC | State | WC |
| 2022-23 | 23,757.8 | 41.98 | 58.25% | 52.36% |
| 2021-22 | 23,962.2 | 43.05 | 56.72% | 52.61% |
| 2020-21 | 23,984.8 | 43.2 | 56.85% | 55.97% |
| 2019-20 | 23,855.9 | 43.1 | 56.06% | 53.63% |
| 2018-19 | 23,702.0 | 40.1 | 55.99% | 54.76% |

Student Characteristics

Enrollment (October 1)

| Year | Pre-K | K-5 | 6-8 | 9-12 | Total | Total K-12 |
|-----------|-------|-----|-----|------|-------|------------|
| Fall 2023 | 30 | 231 | 144 | 199 | 604 | 574 |
| Fall 2022 | 33 | 261 | 143 | 187 | 624 | 591 |
| Fall 2021 | 30 | 265 | 149 | 180 | 624 | 594 |

| Year | Pre-K | K-6 | 7-8 | 9-12 | Total | Total K-12 |
|-----------|-------|-----|-----|------|-------|------------|
| Fall 2020 | 26 | 334 | 98 | 172 | 622 | 596 |
| Fall 2019 | 24 | 342 | 94 | 165 | 625 | 601 |
| Fall 2018 | 25 | 334 | 87 | 178 | 624 | 599 |

Membership Characteristics (October 1)

| Gender 2023 | Number | Percentage |
|-------------|--------|------------|
| Female | 259 | 42.88% |
| Male | 345 | 57.12% |

| Ethnicity 2023 | Number | Percentage |
|-----------------------------------|--------|------------|
| White | 483 | 79.97% |
| Hispanic | 90 | 14.90% |
| Two or More Races | 21 | 3.48% |
| Asian | 4 | 0.66% |
| Black or African American | 2 | 0.33% |
| American Indian or Alaskan Native | 4 | 0.66% |

Per Pupil Expenditures per Average Daily Membership (ADM)

| Year | Wilber-Clatonia | Nebraska State Ave ** |
|---------|-----------------|-----------------------|
| 2022-23 | \$15,711 | NA |
| 2021-22 | \$14,201 | \$15,113 |
| 2020-21 | \$13,829 | \$14,495 |
| 2019-20 | \$13,251 | \$13,558 |
| 2018-19 | \$12,803 | \$13,184 |

** Most Recent Year Available

| | Year | State | District |
|---|---------|--------|----------|
| Graduation Rate (4-year Cohort) | 2022-23 | 87.25% | 100.00% |
| | 2021-22 | 87.12% | 95.24% |
| | 2020-21 | 87.56% | 92.68% |
| | 2019-20 | 87.51% | 92.68% |
| Students Eligible for Free/Reduced Lunch | 2022-23 | 49.69% | 33.17% |
| | 2021-22 | 46.31% | 34.29% |
| | 2020-21 | 46.30% | 33.60% |
| | 2019-20 | 45.56% | 33.92% |
| Highly Mobile (Percentage of students who attend two or more schools in a school year) | 2022-23 | 3.91% | 4.52% |
| | 2021-22 | 4.22% | 5.13% |
| | 2020-21 | 3.95% | 3.48% |
| | 2019-20 | 3.67% | 3.90% |
| English Language Learners | 2022-23 | 8.37% | 4.74% |
| | 2021-22 | 7.76% | 5.23% |
| | 2020-21 | 7.25% | 6.21% |
| | 2019-20 | 7.43% | 5.82% |
| Special Education Students | 2022-23 | 16.45% | 18.10% |
| | 2021-22 | 15.92% | 17.18% |
| | 2020-21 | 15.67% | 16.28% |
| | 2019-20 | 15.56% | 15.67% |

Percentage of Students Meeting or Exceeding Nebraska State Standards (NSCAS)--SCIENCE

| School year | Grade 05 | Grade 08 | Grade 11 | All Grades |
|--------------------------|------------|------------|------------|------------|
| State Ave 2022-23 | 76% | 64% | 51% | 70% |
| W-C Ave 2022-23 | 81% | 65% | | 73% |
| 2021-22 | 62% | 72% | | 67% |
| 2020-21 | Field Test | Year | NO DATA | |
| 2019-20 | COVID | NO DATA | | |
| 2018-19 | 69% | 69% | ACT | 69% |
| 2017-18 | 74% | 63% | ACT | 69% |

NOTE: All 11th grade students now take the ACT instead of the NSCAS assessments.

Student Assessment Performance

NeSA (Nebraska Standards Assessments) now NSCAS

Percentage of Students Meeting or Exceeding Nebraska State Standards (NSCAS)--READING

| School year | Gr 03 | Gr 04 | Gr 05 | Gr 06 | Gr 07 | Gr 08 | All Grades |
|------------------------|------------|------------|------------|------------|------------|------------|------------|
| State Ave 2022-23 | 62% | 55% | 57% | 55% | 54% | 63% | 58% |
| W-C Ave 2022-23 | 61% | 45% | 48% | 29% | 54% | 58% | 49% |
| 2021-22 | 39% | 58% | 28% | 41% | 50% | 37% | 42% |
| 2020-21 | 32% | 40% | 41% | 43% | 45% | 40% | 40% |
| 2019-20 | | NONE | | to | | | Report |
| 2018-19 | 45% | 46% | 49% | 56% | 41% | 33% | 45% |

NOTE: Reading assessments were changed so 2016-17 constitutes new baseline data. All 11th grade students now take the ACT instead of the NSCAS assessments.

Percentage of Students Meeting or Exceeding Nebraska State Standards (NSCAS)--MATHEMATICS

| School year | Gr 03 | Gr 04 | Gr 05 | Gr 06 | Gr 07 | Gr 08 | All Grades |
|------------------------|------------|------------|------------|------------|------------|------------|------------|
| State Ave 2022-23 | 58% | 58% | 65% | 57% | 65% | 61% | 61% |
| W-C Ave 2022-23 | 41% | 57% | 67% | 41% | 48% | 46% | 51% |
| 2021-22 | 31% | 47% | 32% | 41% | 24% | 19% | 32% |
| 2020-21 | 19% | 33% | 33% | 45% | 33% | 29% | 32% |
| 2019-20 | | NONE | | to | | | Report |
| 2018-19 | 31% | 41% | 53% | 60% | 39% | 28% | 43% |

NOTE: Mathematics assessments were changed 2017-18 constitutes new baseline data. All 11th grade students now take the ACT instead of the NSCAS assessments.

State Assessment Performance Summary

Percentage of Students meeting proficiency benchmarks—all schools and all grades.

| School Year | English/Language Arts | Mathematics | Science |
|--------------------------|-----------------------|-------------|------------|
| State Ave 2022-23 | 58% | 61% | 70% |
| 2022-23 | 49% | 51% | 73% |
| 2021-22 | 42% | 32% | 67% |
| 2020-21 | 40% | 32% | Field Test |
| 2019-20 | COVID YEAR | NO DATA | |
| 2018-19 | 45% | 43% | 69% |
| 2017-18 | 45% | 44% | 69% |

Wilber-Clatonia Public School's participation rate on required assessments has been 100% each year.

ACT Performance

Percent on-track or at ACT Benchmark

Includes all Juniors (100%)—Taken the spring of their Junior year

| School Year | English/Language Arts | Mathematics | Science |
|--------------------------|-----------------------|-------------|------------|
| STATE Ave 2022-23 | 54% | 58% | 51% |
| W-C 2022-23 | 65% | 56% | 57% |
| W-C 2021-22 | 38% | 44% | 53% |
| W-C 2020-21 | 51% | 56% | 59% |
| W-C 2019-20 | No Data | Reported | |
| W-C 2018-19 | 50% | 45% | 48% |
| W-C 2017-18 | 53% | 51% | 65% |

ACT Composite Score (Seniors)

Beginning in 2016-17 ALL Juniors were required to take the ACT so the 2017-2018 average is for 100% of the senior class. Results from years prior to 2017-18 would not include 100% of the seniors in that class (typically 65% to 90%)

| School year | National Ave | State Ave | WC Ave |
|----------------|--------------|-------------|-------------|
| 2022-23 | 19.2 | 19.4 | 19.1 |
| 2021-22 | 19.9 | 19.6 | 17.3 |
| 2020-21 | 20.3 | 20.0 | 19.6 |
| 2019-20 | 20.6 | 20.6 | 18.4 |
| 2018-19 | 20.7 | 20.0 | 18.6 |
| 2017-18 | 20.8 | 21.3 | 17.1 |

Secondary News and Reminders

Now that we are at the half-way point in the year, I wanted to take some time to review the secondary building goal. Our building goal for the year is to increase reading scores by utilizing Tier 1 literacy strategies to read across all contents. Nine high leverage strategies to help students increase their literacy skills were identified at the end of the school year last year and a plan was created to teach those nine strategies to staff during the course of the school year. At this point in the year, staff have been taught six of the nine strategies and they have implemented and reflected on how implementation of the strategies went in their classroom. It is encouraging to note that I am seeing these strategies used in classrooms when I am out and about in the school.

Another strategy that we have already begun to implement this year to help staff focus on teaching and learning is the use of instructional rounds. Instructional rounds are planned opportunities for teachers to get in to observe other teachers teach. Teachers used some of their planning time to get into two other teacher's classrooms to see strategies those teachers used with students and to observe the impact the strategies had on student learning. They then reflected on what they saw and identified a strategy they saw that they could try in their own room.

I am excited to introduce the last three literacy strategies to staff in the second semester and give them additional opportunities to try some of the strategies in their own classrooms. Teachers will also be asked to do a second set of instructional rounds and they will be challenged to get into two different teachers rooms to observe the great things happening in our classrooms. The hope is that our focus on instructional rounds and on literacy strategies will prove to have a positive impact on student achievement in reading as observed in the MAPS data throughout the year.

As a reminder, students in grades 6-11 take Reading, Math, Language Usage, and Science tests. Our next round of **MAPS testing begins January 8th with Reading and finishes up January 19th with Science**. Students will be given one MAP test a day in the content classroom. If they are absent a day of testing, they will be asked to make up the tests the week following testing in an alternative setting. Please encourage your student to take the tests seriously, get a good night's rest, and to attend school during the testing window so that we can get accurate data.

Fun News:

In December, students were challenged to decorate classroom doors. They had to pick a Christmas song as the inspiration for their decorated door and I must say that this was the fiercest competition yet! Please pursue the doors in the collage below and try to guess the song that inspired the door.



Mr. Radcliff



Mr. Vetrovsky



Mr. Kiesel



Mrs. Henk



Mrs. Parrack



Mrs. Meysenburg



Mrs. Watson



Mrs. Rinne



Ms. Pruitt



Mr. Behring



Mr. Bruntz



Mr. Furstenau



Ms. Campbell



Ms. Matulka



Spanish Room



Mrs. Kettelhut



Mr. Martin



Mr. Fuerhoff

The winners of the competition were Mrs. VanLaningham and her team of 6th graders, Mrs. Binder and her team of 11th graders, and Mrs. Heller and her team of elves!



Mrs. VanLaningham



Mrs. Binder



Mrs. Heller

Other Fun News:


The week before winter break, an Ultimate Football Tournament was held. The winner of the Championship game between the Seniors and the Juniors ended with bragging rights and the trophy going to the Class of 2024! Congratulations!



High School Counseling News

January 2024

Jill Shea-Carpenter
 jill.shea@wilberclatonia.org
 402-821-2508, ext. 309



PAYING IT FORWARD

In October, a large group of TCBY members worked with the Wilber Lions Club with their Highway Trash Pickup on Hwy 103 heading north of Wilber. The Wilber Lions Club generously donated money to TCBY, and TCBY was fortunate to be able to pay it forward. The TCBY group donated money to the NHS Holiday Giving Drive as well as to the school's Giving Drive.

We are so grateful for this opportunity. Thank you, kids, for making great decisions and for paying it forward!

The photo to the right, from left to right, TCBY seniors: Owen Smith, Carson Radcliff, Lena Eschiti, Tim McDermott (Wilber Lions Club), Madison Vogel, Jera Schuerman, and Breanna Spilker. This photo was taken when the Wilber Lions Club donation was made to TCBY.



| Test Date | Registration Deadline | Late Fee required |
|--|--|---|
| Sat, Feb 10, 2024 | Fri, Jan 5, 2024 | Feb 2, 2024 |
| Sat, Apr 13, 2024 | Fri, Mar 8, 2024 | Apr 5, 2024 |
| Sat, June 8, 2024 | Fri, May 3, 2024 | May 31, 2024 |
| Sat, July 13, 2024 | Fri, June 21, 2024 | July 5, 2024 |
| Fee: \$66.00 Test option change: \$25.00 | Fee w/writing: \$91.00 Additional Score reports: \$18.00 | Late Fee: \$36.00 Test Date Change: \$42.00 |

STARTING THE NEW YEAR OFF RIGHT!

Wow! Can you believe that we are already halfway through this school year? Time is a thief and each year, time seems to zoom by more quickly than the previous year. It's a bittersweet time; letting go of time we will never get back while looking forward to what's ahead.

Help your kiddos and yourself to plan for the new opportunities. Following are a few ideas to consider:

✚ Reflect on 2023.

Healthy things grow, and people are no different, but to grow, we have to see where we are. Ask yourself...

What went well this past year?

What was I able to accomplish?

What hurdles did I overcome?

✚ Think about what you want to improve and why.

What do I want to improve?

How will I work toward my goal(s)?

What is the reason I want or need to improve?

✚ Build a support system.

Achieving your goals is a lot easier when you surround yourself with people who support you and who hold you accountable.

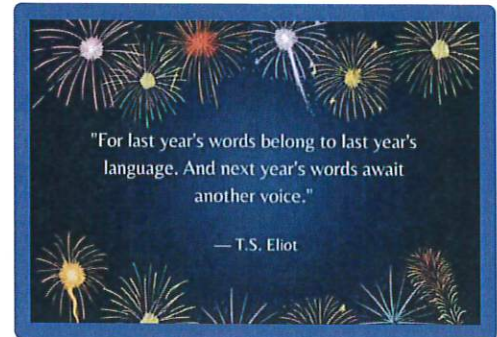
✚ Write it down and post it where you can read it every day.

Research shows that if a person writes down their goal(s) or one word, it will become more realistic to reach.

For some people, setting goals or resolutions is too much; accountability is not there or does not stick. Have you considered the One Word Challenge? Author Jon Gordon explains that 9 out of 10 people will fail with their resolutions and 50% of resolution makers will fail by the end of January. That's why I stopped making New Year's resolutions and started picking One Word for the upcoming year. No resolutions, no goals... just One Word that gives meaning, mission, passion, and purpose. Think about choosing one word for yourself and encourage your kids to do the same.

✚ Push and challenge yourselves to be better today than you were yesterday.

I challenge you and I believe in you!



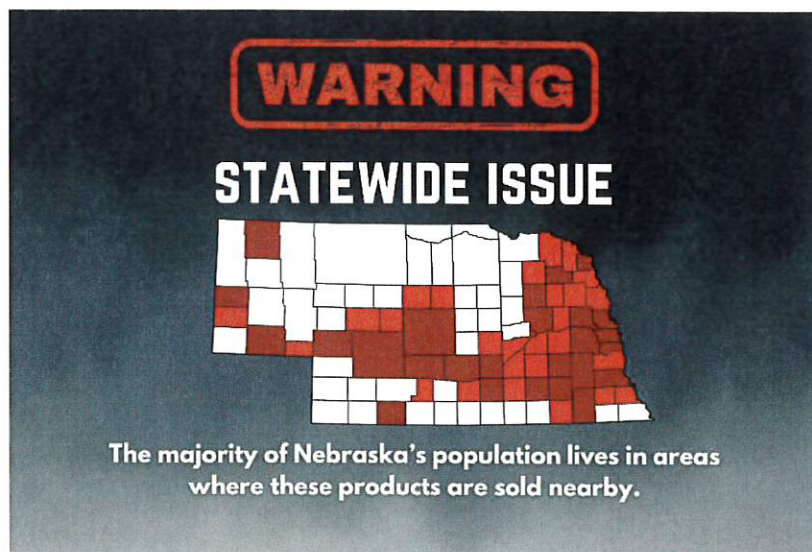
FAFSA ID

Senior Parents -- IF you have not already done so, you NEED to create your FAFSA ID.

Go to: <https://studentaid.gov/fsa-id/create-account/launch>

You NEED to create this account and then write it down or put it in your phone notes. You will use this login each year you file the FAFSA (Free Application for Federal Student Aid). Complete this sooner rather than later.

Nebraska Attorney General's Consumer Warning regarding THC-Containing Products – BE AWARE and check before purchasing



THC-Containing Products Sold in Nebraska Facts

1. THC content varies dramatically from the amounts advertised. Products are often mislabeled.
2. It is impossible to predict the potency of a given product prior to consumption.
3. These products can include pesticides, mold, ethanol, acetone, and heavy metals.


4. These products are largely untested and have not been deemed safe by the state of Nebraska or federal regulatory bodies.

5. Many THC-containing products have not been subject to scientific or medical testing—and some have never been tested for human consumption.

6. It may take only a bite of a THC-containing product to send a child to the hospital.

7. Products look like well-known snack food and candy brands that may entice children and teens. This look-alike packaging also makes it

difficult for parents and educators to easily identify THC containing products.



8. These products can cause rapid heart rate, vomiting, agitation, confusion, and hallucinations.

9. Side effects can be unpredictable, severe, and life-threatening, especially for a child.

10. Between January 2021 and February 2022, U.S. Poison Control Centers reported that 82% of accidental ingestions were children. There were a total of 2363 negative exposures to THC-containing products reported.

11. Not all products advertise THC content on the label; some contain no labels or ingredient lists and appear to be homemade, and quality control efforts are unknown.

12. Most THC compounds currently being sold in Nebraska are not found in nature and are artificially created.

13. Since data tracking of products containing delta-8 THC began in January 2021, consumption has resulted in adverse health events reported to poison control centers, 70% of which required a medical evaluation.

14. Consuming as little as 2.5mg exceeds the toxicity threshold for a 3-year-old child and may require a hospital visit.



Susan Thompson Buffett Scholarship Info

Website: <https://buffettscholarships.org/application-requirements>

The Susan Thompson Buffett Foundation

To be eligible for the Buffett Scholarship, a student must have at least a 2.0 GPA (77% on a 100% scale). Below is a listing of the colleges and universities included in the scholarship program, with the individual awards listed (Buffett is a full-tuition scholarship

program). To apply, you will need to verify your email before you are allowed to continue. The Buffett Foundation asks that students use their personal emails as they realize that many school emails do not always allow for outside emails to be received.

NOTE – The “new and better” FAFSA will drop sometime in December and you will use your 2022 tax information. There will be a few new terms/acronyms. The

previous EFC (estimated family contribution) will now become the SAI (student aid index). To be eligible, the SAI can be between -\$1,500 and \$9,999. Instead of receiving a SAR report

| Maximum Term Awards for 2023-2024 (term = semester, quarter, or summer session) | | | | | |
|--|-------------------------|------------------------------------|--------------------------|-----------------------------|---------------------------------------|
| Colleges | Full Time (12+hours) | Three-Quarter Time (9-11 hours) | Half Time (6-8 hours) | Quarter Time (3-5 hours) | Less than Quarter Time (1-2 hours) |
| Community Colleges | | | | | |
| CCC | \$2,225.00 | \$1,668.75 | \$1,112.50 | \$556.25 | \$278.13 |
| LPTC | \$3,250.00 | \$2,437.50 | \$1,625.00 | \$812.50 | \$406.25 |
| MCC | \$1,650.00 | \$1,237.50 | \$825.00 | \$412.50 | \$206.25 |
| MPCC | \$2,350.00 | \$1,762.50 | \$1,175.00 | \$587.50 | \$293.75 |
| NECC | \$2,475.00 | \$1,856.25 | \$1,237.50 | \$618.75 | \$309.38 |
| NICC | \$2,550.00 | \$1,912.50 | \$1,275.00 | \$637.50 | \$318.75 |
| SCC | \$2,370.00 | \$1,777.50 | \$1,185.00 | \$592.50 | \$296.25 |
| WNCC | \$2,400.00 | \$1,800.00 | \$1,200.00 | \$600.00 | \$300.00 |
| Nebraska State Colleges | | | | | |
| Chadron State | \$4,600.00 | \$3,450.00 | \$2,300.00 | \$1,150.00 | \$575.00 |
| Peru State | \$4,675.00 | \$3,506.25 | \$2,337.50 | \$1,168.75 | \$584.38 |
| Wayne State | \$4,520.00 | \$3,390.00 | \$2,260.00 | \$1,130.00 | \$565.00 |
| University of Nebraska | | | | | |
| UNK | \$4,725.00 | \$3,543.75 | \$2,362.50 | \$1,181.25 | \$590.63 |
| UNL | \$5,650.00 | \$4,237.50 | \$2,825.00 | \$1,412.50 | \$706.25 |
| UNO | \$5,225.00 | \$3,918.75 | \$2,612.50 | \$1,306.25 | \$653.13 |
| UNMC | \$6,050.00 | \$4,537.50 | \$3,025.00 | \$1,512.50 | \$756.25 |
| NCTA | \$3,425.00 | \$2,568.75 | \$1,712.50 | \$856.25 | \$428.13 |

(student aid report), you will now receive and use the FSS (FAFSA submission summary) report. You will upload the ENTIRE FSS report as a .pdf.

Another NOTE: IF your family situation has changed dramatically since 2022, you must still complete the FAFSA, but then you will be able to file a special circumstances appeal to the college you plan to attend. This is NEW.

The deadlines are rigid; the application & recommendation MUST be received by 5 pm on February 1st. No exceptions. The FAFSA submission MUST be received by 5 pm on March 15th. The Buffett Foundation requests to submit the application as soon as possible to help with the selection process.

This year, there will be THREE student prompts instead of four. These prompts are listed on the below Checklist. The Foundation hopes that students will share about themselves and their unique qualities and characteristics that will set them apart from others. Each prompt answer must be between 150-350 words. During the meeting I attended, the Foundation members stated numerous times that the most important piece of the scholarship application is YOUR VOICE.

The Susan T. Buffett Scholarship Application Checklist

✚ Create an Account

- Social Security number* (if you have one)
- Username & password (save these)
- Confirm email address

✚ Online application forms

✚ One recommendation

- Enter person's full name, title, and email
- MUST be submitted by February 1st deadline

✚ FAFSA Submission Summary (FSS)

- You and parent/guardian will need FSA IDs
- FSS must include full name and SAI
- SAI must be between -\$1,500 and \$9,999
- MUST BE UPLOADED BY MARCH 15 DEADLINE

✚ High School transcript PDF which includes:

- Full name, date of birth, and high school name
- Cumulative unweighted GPA (2.0 or above)
- High school coursework with grades
- Current work in progress

✚ Short Answer Section

Complete the following prompts. Each response should be between 150-350 words.

- 1) Tell us about yourself. In your response, include important things you would want us to know about you and discuss a meaningful time/experience in your life that has shaped who you are.
- 2) Tell us about your academic experiences in high school. In your response include how you think these experiences have or have not prepared you for college.
- 3) In what ways would receiving this scholarship impact your life? In your response, please think about your life now, during college, and/or future after college.

✚ Consent form

When you are ready to submit the application:

- Read the online consent form
- Complete your electronic signature
- Obtain parent/guardian electronic signature (if you are under 19 years of age)

*DACA, undocumented or DACA eligible students need to complete and upload the Federal Student Aid Estimator: <https://studentaid.gov/aid-estimator/>.

Come join us for **TeamMates**

Chuck A Duck

Fundraiser

Thursday
January 11

1 Duck
\$5

During the Girls and Boys VS Basketball games!

5 Duck's
\$20

The Chuck's will begin during half time!

ONE WINNER
PER GAME!!!

PRIZE: HALF THE
PROCEEDS
COLLECTED

Hello from WC Kitchen

Welcome 2024!

We are excited to get back to a routine. I would like to say a Big Thank You for working with us to clean out our freezer. Just a reminder as the snow has fallen, **if there is a late start Breakfast will NOT be served.** We will do our best to communicate with everyone.

I am reaching out to anyone interested in joining our WC family in the kitchen. We love serving our kids well balanced meals. Please reach out to myself or our District Office or fill out the online application on our website..

We continue to offer a well healthy balanced meal to all and any student. If students choose, with parents permission, to get seconds; they will need to have money in their account or we can take cash/check. Please have a talk with your student if you wish them not to get seconds.

Our mission is to provide and serve healthy and balanced meals to our children. We have a newer kitchen team and they are all excited to be part of the WC kitchen staff.

If you have any questions please reach me at 402-821-2141 ext. 316 or email me at janet.slama@wilberclatonia.org.

Breakfast Prices


Lunch Prices

| | | | |
|-----------------------|--------|-------------------|--------|
| Grades K-12 Breakfast | \$2.10 | Grades K-5 Lunch | \$3.15 |
| Extra Milk/Milk Break | \$0.50 | Grades 6-12 Lunch | \$3.35 |
| Adult Breakfast | \$2.75 | Adult Lunch | \$4.60 |


*Happy
New year*

Activities that make your heart strong and healthy

Some activities give your heart energy and strength. And some activities make your heart take away its energy. Match the right activity to the energetic heart or tired heart. Then color the hearts.



- running
- watching TV for more than 2 hours a day
- skipping breakfast
- dancing
- walking
- PE class
- sports
- hiking
- sleeping less than 8 hours
- skipping lunch
- no exercise
- sitting all day
- playing on the computer for hours
- being active every day
- doing house chores
- gardening
- snacking all day
- laying on the couch
- helping in the kitchen
- being bored





JANUARY

MONDAY

TUESDAY

WEDNESDAY

THURSDAY

FRIDAY

| | | | | |
|--|---|---|---|---|
| <p>1</p> <p>NO SCHOOL</p> <p>Any Questions please contact Janet Slama janet.slama@wilberclatonia.org</p> | <p>2</p> <p>NO SCHOOL</p> <p>“This institution is an equal opportunity provider”</p> | <p>3</p> <p>NO SCHOOL</p> | <p>4 Pancakes *****</p> <p>Chicken Alfredo Garlic Bread Green Beans Fruit Milk</p> | <p>5 Eggs & Toast *****</p> <p>Chili Mini Bread Loaf Vegetable Cup Fruit Milk</p> <p>1pm Dismissal</p> |
| <p>8 Pancake on Stick *****</p> <p>Chicken Sandwich Oven Potato Baked Beans Fruit Milk</p> | <p>9 Breakfast Taco *****</p> <p>Taco Mexican Rice Corn/Black Beans Fruit Milk</p> | <p>10 Donut *****</p> <p>Chicken Noodle Soup Cheese Stick Cinnamon Roll Vegetable Cup Fruit Milk</p> | <p>11 Breakfast Sandwich *****</p> <p>Elem: Wolverine High: Choice of Sandwich Seasoned Noodles Carrots Fruit/Milk</p> | <p>12 Oatmeal *****</p> <p>Mandarin Chicken Fried Rice Broccoli Fruit Milk</p> |
| <p>15 French Toast *****</p> <p>Chicken Nuggets Rice Pilaf Carrots Fruit Milk</p> | <p>16 Breakfast Burrito *****</p> <p>Super Nachos Lettuce Brownie Fruit Milk</p> | <p>17 Bagel *****</p> <p>Grilled Cheese Tomato Soup Vegetable Cup Fruit Milk</p> | <p>18 Ham/Egg/Cheese Bar *****</p> <p>Country Fried Steak Mashed Potato Corn/Roll Fruit/Milk</p> | <p>19 Biscuit & Gravy *****</p> <p>Italian Dunkers Toss Salad Pudding Fruit Milk</p> |
| <p>22 Waffles *****</p> <p>Quesadilla Mexican Rice Green Beans Fruit Milk</p> | <p>23 Breakfast Taco *****</p> <p>Hamburger Oven Potato Baked Beans Fruit Milk</p> | <p>24 Oatmeal *****</p> <p>Potato Soup Hot Ham & Cheese Sandwich Wango Mango Fruit Milk</p> | <p>25 Breakfast Sandwich *****</p> <p>Chicken Alfredo Garlic Bread Peas Fruit Milk</p> | <p>26 Yogurt & Granola Bar *****</p> <p>Pizza Toss Salad Cookie Fruit Milk</p> |
| <p>29 Pancake *****</p> <p>Corn Dog Seasoned Noodles Carrots Fruit Milk</p> | <p>30 Breakfast Burrito *****</p> <p>Creamed Chicken Mashed Potato Green Beans/Roll Fruit Milk</p> | <p>31 Ham/Egg/Cheese Bar *****</p> <p>Taco Soup Mini Bread Loaf Vegetable Cup Fruit Milk</p> | <p>Menus subject to change at anytime</p> | <p>Prices Breakfast K-12 \$2.10 Adults \$2.75 Lunch K-5 \$3.15 6-12 \$3.25 Adults \$4.60</p> |



ENERO

LUNES

MARTES

MIÉRCOLES

JUEVES

VIERNES

| | | | | |
|---|--|--|---|--|
| <p>1 No hay clases cualquier pregunta por favor póngase en contacto Janet Slama janet.slama@wilberclatonia.org</p> | <p>2 No hay clases "Esta institución es un proveedor de igualdad de oportunidades"</p> | <p>3 No hay clases</p> | <p>4 Panqueques ***** Pollo Alfredo ajo pan el guisante Fruta Leche</p> | <p>5 huevos & tostada ***** Con Chili Mini pan de molde copa vegetal Fruta Leche 1pm despido</p> |
| <p>8 panqueque en el palillo ***** Sandwich pollo papas al horno Frijoles cocidos Fruta Leche</p> | <p>9 desayuno Taco ***** Taco arroz ala mexicana Maiz/Frijoles negros Fruta/Leche</p> | <p>10 Donut ***** Pollo con fideos sopa Cheese Stick rollo de canela copa vegetal Fruta/Leche</p> | <p>11 desayuno Sandwich ***** Elem: Wolverine High: Elección de sándwich fideos sazonados la zanahoria Fruta/Leche</p> | <p>12 avena ***** Pollo mandarina arroz frito el brocoli Fruta Leche</p> |
| <p>15 Pan frances ***** Nuggets de pollo arroz Pilaf la zanahoria Fruta Leche</p> | <p>16 desayuno Burrito ***** Super Nachos ensalada la galleta Fruta/Leche</p> | <p>17 el Beigel ***** Queso a la Plancha Sopa de tomate copa vegetal Fruta Leche</p> | <p>18 jamon/huevo/bar queso ***** Carne Frita pure de papas Maiz/pan de role Fruta Leche</p> | <p>19 la galleta y el caldo ***** Pedazo de pan ensalada Pudín Fruta Leche</p> |
| <p>22 gofres ***** Quesadilla arroz ala mexicana ejotes Fruta Leche</p> | <p>23 desayuno Taco ***** la Hamburguesa papas al horno Frijoles cocido Fruta Leche</p> | <p>24 avena ***** Potato Soup Caliente de jamon y queso copa vegetal Fruta Leche</p> | <p>25 desayuno Sandwich ***** Pollo Alfredo ajo pan el guisante Fruta Leche</p> | <p>26 el Yogurt & barras de Cereal ***** Pizza ensalada la galleta Fruta Leche</p> |
| <p>29 panqueque ***** Corn Dog fideos sazonados la zanahoria Fruta Leche</p> | <p>30 desayuno Burrito ***** Pollo con crema pure de papas ejotes/pan de role Fruta Leche</p> | <p>31 jamon/huevo/bar queso ***** Taco Sopa Mini pan de molde copa vegetal Fruta Leche</p> | <p>Menu sujeto a Cambio Precios De La Comida Desayuno K-12 \$2.10 Adults \$2.75 Almuerzo K-5 \$3.15 6-12 \$3.25 Adults \$4.60</p> | |

January

2024

Wilber Clatonia Public Schools

| Sunday | Monday | Tuesday | Wednesday | Thursday | Friday | Saturday |
|--------------------------------|--|--|--|--|--|--|
| | 1 | 2 4:30 /6:00/7:30 p.m. JV/V G/B BB @ Syracuse | 3 <i>Staff Report</i> NO SCHOOL for students 4:30 p.m. Superintendent Search Mtg 7:30 p.m. Special Bd Mtg | 4 Classes Resume 4:30/6:00/7:30 p.m. @ JCC 6 pm W dual @ Thayer Central | 5 1 pm Dismissal 3 p.m. Home W Dual vs Thayer Central | 6 10 am V W @ DC Aquinas 2:00/2:45/4:30/5:00 p.m. JV/V B/G BB @ Southern Speech @ Adams Central |
| 7 6 pm Post Prom Parent Mtg | 8 <i>Lions Club Health Screening</i> 6:00/7:00 p.m. R G/B BB-Home | 9 | 10 <i>Superintendent Interviews</i> 7 pm PTO Mtg | 11 <i>Superintendent Interviews</i> 5 pm V W @ Norris | 12 | 13 <i>Speech-Fairbury Invite</i> 9 am V W @ Cross County 9:30 am JH BBB Home |
| 14 | 15 7:30 pm Bd Mtg | 16 4:30 pm JH BBB-Home 6/7:15 pm JV G BB -Home | 17 | 18 4:30 pm JH BBB @ Tri County 4:30/6/7:30 pm JV/V G/B BB - Home- Soups & Hoops | 19 V W @ Thayer Central | 20 9 am V G W @ Centennial 2:30/4:00/5:30 JV/V G/B BB Home |
| 21 | 22 4:30 pm JH BBB-Home 6/7 pm R G/B - Home 6:30 pm FFA Mtg 7 pm Friends of Music Mtg | 23 4:30/6/7:30 pm JV/V G/B BB Home | 24 6 pm TeamMates Board Mtg | 25 5:30 pm V W - Home | 26 4:30/6/7:30 JV/V G/B BB @ Milford | 27 Speech Wolverine Winter Classic |
| 28 | 29 | 30 | 31 3:30 pm R W @ Lincoln High | | | |

Be the best person you can be!

PRIDE:

Positive Responsible Individuals Dedicated to Excellence

Wilber Clatonia Public Schools

PO Box 487

900 S Franklin St

Wilber, NE 68465

402-821-2266 District Office

402-821-2508 High School

402-821-2141 Elementary School

402-821-3013 Fax

www.wilberclatonia.org

