

The Wolverine

From the Superintendent-Mr. Collins

As this newsletter gets printed we have ended our first semester and are planning for the second semester. I am looking forward to this new beginning.

In this newsletter and the next I plan on sharing some District wide data as reported to NDE on October 1. This month summarizes enrollment and financial information.

	Fall 2018	Fall 2022
PK-12 Enrollment	600	624
PK Enrollment	31	33
K-5 Enrollment	275	261
6-8 Enrollment	125	143
9-12 Enrollment	169	187
Special Education Enrollment	77 (12.83%)	123 (19.71%)
English Language Learners Enrollment	27 (4.5%)	28 (4.49%)
Free/Reduced Lunch	191 (31.83%)	198 (31.7%)

	Am Indi- an/Alaska Native	Asian	Black/ African	Hispanic	2+ Races	White
Fall 2022 Ethnicity	6 (0.96%)	4 (0.64%)	3 (0.48%)	94 (15.06%)	21 (3.31%)	496 (79.49%)

Fall 2022 Gender	Female 269 (43.11%)	Male 355 (56.89%)
-------------------------	------------------------------------	------------------------------

(continued on next page)

(Continued from previous page)

The above data indicates we continue to experience some demographic changes most notably in our Special Education numbers. The increase in students served is only part of the story as a higher percentage of students are needing more time with a trained staff member.

This is also true in our EL program as one or two “newcomers” require more resources than EL students who have been in the program for multiple years.

Last month I reported on audit recommendations. The data below summarizes select pieces of the 2021-2022 audit and District Finances.

	2020-2021	2021-2022
Valuation	681,617,192	703,749,804
Levy General Fund	\$0.9491	\$0.9193
Levy all Funds	\$1.0291	\$1.0187
State Aide	\$547,033	\$817,146
Receipts	\$8,154,097	\$8,824,370
Expenditures	\$7,716,901	\$8,206,263
Cost/Pupil (Ave. Daily Membership)	Local \$13,829 State \$14,495	Local \$14,207 State (NA)

The State cost per pupil for the 2021-2022 audit year is not yet available however, the 2020-2021 average was \$14,495 so we should compare favorably.

This fall the Board of Education voted to use CMBA to conduct a comprehensive facility study. Electronic surveys went out to staff in mid December. Students will be surveyed in early January and input from the community will also be heard in mid January. These visits are typically occurring when students are not in the building. This assessment will help the Board make facility and program decisions that will ultimately help our students “be the best they can be!”

TEACHING CHILDREN TO SET GOALS FOR THE NEW YEAR

It's a new year, and with it comes the opportunity for growth and personal development. As parents, one of the most important responsibilities is teaching our children how to set meaningful, achievable goals. Likewise, doing so will help them reach their fullest potential. Here are some tips on helping your child create goals for the new year.

ENCOURAGE OPEN COMMUNICATION

The first step in helping your child set realistic goals is to ensure that you have an open line of communication. Make sure that your child feels comfortable talking to you about their hopes, dreams, and aspirations—even if they seem far-fetched. Kids need parental guidance when setting goals. Having a safe space where their ideas can be explored without fear of judgment or criticism is mission-critical. By fostering an environment of trust and understanding, you'll make it easier for your child to share their thoughts and feelings with you. Together you can establish meaningful goals for the coming year!

BREAK DOWN BIG GOALS INTO SMALL STEPS

It may be tempting for your child to set unrealistic or overly ambitious goals. This can lead to disappointment when those goals are not met. Help your child by breaking down bigger goals into smaller steps that are more manageable and attainable. This way, they feel like they're always making progress toward a larger goal. For example, if your child wants to become better at basketball in the upcoming year, you might suggest breaking down that goal into smaller ones. Likewise, they can begin by practicing dribbling drills each day or joining a local team for additional practice opportunities throughout the year.

SET MINI MILESTONES ALONG THE WAY

Another great way to keep your children motivated as they work towards achieving their goals is by setting mini milestones along the way. These mini milestones should be something that can be achieved within a certain amount of time (i.e., one week). That way, kids have something tangible and concrete to work towards while still staying focused on the larger goal ahead of them. For example, if your child wants to learn how to play guitar this year, you might suggest picking out three songs they want to learn over the course of 3 weeks. Likewise, this gives them something specific and achievable while also keeping them motivated to work towards bigger objectives in the future!


Setting meaningful goals is an essential part of any successful life plan. Teaching your child how to do so is one of the most important jobs as parents! Encourage open communications between yourself and your children. Break down larger goals into smaller steps. Set mini milestones along the way in order for them to stay motivated on their path towards success!

5 TIPS FOR BETTER MENTAL HEALTH IN 2023

2023 is just around the corner and it's a great opportunity to start making some positive changes in your life. One important area to focus on is your mental health. Here are some tips on how to spend 2023 for better mental health:

1. **Prioritize self-care:** Take some time each day to do something that brings you joy and relaxation. This could be anything from going for a walk, taking a bubble bath, or practicing meditation.
2. **Connect with others:** Social connections are important for mental health. Make an effort to spend quality time with friends and family, or join a support group or community organization to connect with others who share similar experiences or interests.
3. **Explore new activities:** Trying new things can be good for both your mental and physical health. Consider taking up a new hobby or joining a sports team to challenge yourself and learn something new.
4. **Seek professional help:** If you're struggling with mental health issues, don't hesitate to seek help from a mental health professional. There is no shame in seeking support and a qualified therapist can provide valuable guidance and support.
5. **Take care of your physical health:** Your physical health and mental health are closely connected. Make sure you're eating a balanced diet, getting regular exercise, and getting enough sleep.

By following these tips, you can spend 2023 focusing on your mental health and well-being. With a little effort and self-care, you can start the new year feeling happier, healthier, and more fulfilled.



Simple things You Can Do Every Day to Become Healthier

- * Sweat it out either in the gym, working out outside, sauna or hot yoga.
- * Skip your coffee and have herbal or green tea instead.
- * Eat whole food plant based diet. Skip anything artificial and packed with preservatives and other chemicals.
- * Meditate for at least 5 minutes.
- * Hug someone. It releases endorphins, the feel-good hormones.
- * Unplug all your devices for at least one hour.
- * Spend time in nature. Go for a walk in a park or by a river.
- * Drink at least 2-3 liters of purified water to stay hydrated.
- * Avoid high sugar (cookies, ice-cream, milk chocolate, cheesecake, etc)
- * Eat a side green salad with your lunch and dinner.
- * Eat your lunch outside in fresh air and natural light, and not at your desk
- * Get a massage
- * Think of 5 things to be grateful about in your life.
- * Make someone laugh and laugh with them.
- * Read a book that inspires you.
- * Dedicate at least 30 minutes to learning a skill that will make a difference in you career or personal life.
- * Clean up your working space. It will help you stay focused.
- * Listen to classical music. Studies show it boost cognitive function.
- * Dance to your favorite song.
- * Do an "internal audit" to check whether you still hold any resentment or grudge against anyone. If you do, decide to forgive.
- * Have a power nap, no longer than 30 minutes.
- * Wake up early, e.g. 5 or 6 am It will give you more energy and will make you more productive throughout the day.
- * Sleep for at least 7-8 hours a night
- * Smile at strangers. It will give a positive boost to your mood.
- * Watch your posture, especially when you sit.
- * Practice yoga or some stretching for at least 10 minutes.



KIDS HEALTH

zone



AND THE BUGS...

NOROVIRUS...

Noroviruses (commonly referred to as "stomach flu") are a group of viruses that cause inflammation of the stomach and intestinal lining that causes short term vomiting and diarrhea. Young children, older people, and people with other illnesses are most at risk and might have prolonged infection. NOROVIRUS INFECTIONS SPREAD VERY RAPIDLY. Daycare centers, schools, etc. are particularly at-risk for outbreaks due to increased person-to-person contact.

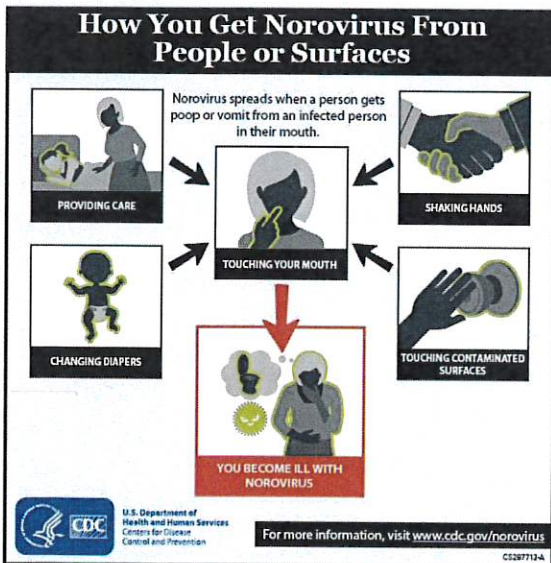
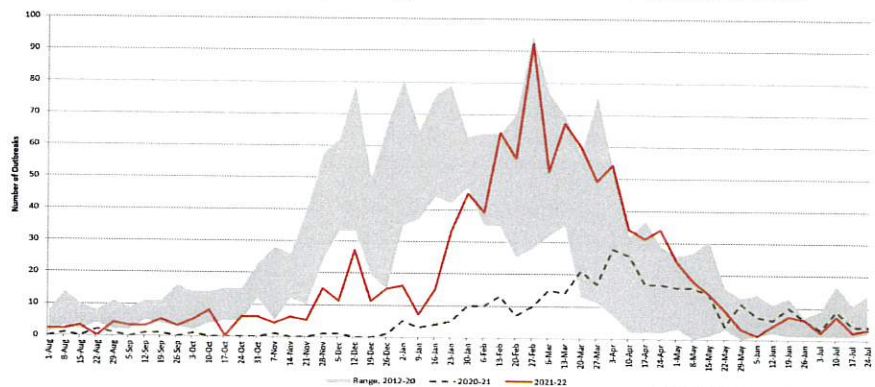
QUICK LINKS

- [A Norovirus Outbreak Control Resource Toolkit](#)
- [NoroSTAT Data](#)
- [Burden of Norovirus](#)
- [Rotavirus](#)
- [National Respiratory and Enteric Virus Surveillance System \(NREVSS\)](#)
- [New Vaccine Surveillance Network \(NVSN\)](#)
- [Rotaviruses, Noroviruses, and other gastrointestinal viruses](#)

Norovirus outbreaks in the U.S. have increased rapidly starting January 2022, nearly approaching prepandemic (2012-2019) numbers.

During the August 1, 2021-July 31, 2022 surveillance, 12 states (Massachusetts, Michigan, Minnesota, Nebraska, New Mexico, Ohio, Oregon, South Carolina, Tennessee, Virginia, Wisconsin and Wyoming) reported 992 norovirus outbreaks.

Number of Suspected or Confirmed Norovirus Outbreaks Reported by NoroSTAT-Participating States Per Week, 2012-2022



How to prevent Norovirus?

- ❖ Avoid contact with other people.
- ❖ Wash your hands thoroughly with **soap** and water.
- ❖ Children should stay home from school or childcare.
- ❖ Avoid handling food and items to be used by other people.
- ❖ Avoid traveling until 2-3 days after the symptoms are gone.



KIDS HEALTH

zone

ROTAVIRUS...

Rotavirus commonly causes severe, watery diarrhea and vomiting in infants and children. This could cause extreme dehydration and might need to be hospitalized and can be fatal. The most common symptoms include vomiting, watery diarrhea, and/or abdominal pain. You can get infected with rotavirus if your child puts unwashed hands after using the toilet, touch contaminated surfaces, and eat contaminated food.

Rotavirus trends in the U.S. before the vaccine

In the prevaccine time (before 2006), an estimated of 2.7 million rotavirus infections occurred every year in the U.S. resulting in 410,000 physician visits, 55,000-70,000 hospitalizations, and 20-60 deaths yearly in children <5 years.

HOW TO PREVENT ROTAVIRUS?

1 Keep others safe by keeping your hands and the surfaces you touch clean and minimize physical contact with others until 2-3 days after you have recovered.

2 **GET VACCINATED...** RotaTeq given in 3 doses at 2, 4, and 6 months, and Rotarix is given in 2 doses at 2 and 4 months. First dose of either vaccine is given before a child is 15 weeks of age and all doses before they turn 8 months old.

BOTH vaccines are given by putting drops in an infant's mouth.

Recommended Child and Adolescent Immunization Schedule for ages 18 years or younger

	NOROVIRUS	ROTAVIRUS
How does it transmit?	Fecal-oral, food-borne, water	Fecal-oral
What time of the year?	Occurs year round; outbreaks peaks in cold weather	Year-round; peaks in winter
How severe is it?	Mild to severe	Most severe
Who all is affected by it?	ALL ages	Mainly in children <5 years
Prevention	Personal hygiene	TWO rotavirus vaccines are licensed for children in the U.S.: <ul style="list-style-type: none"> • RotaTeq- 3 doses at 2 months, 4 months, and 6 months • Rotarix (RV1)- 2 doses at 2 months and 4 months of age

LOW VACCINATION RATES CONTRIBUTE TO ROTAVIRUS OUTBREAKS

GET YOUR CHILDREN VACCINATED...



2023 Immunization Clinics

Provided by: Blue Valley Community Action


Fairbury

825 22nd Street
North JCHL building
2nd Tue: 1:00p-3:00p
4th Thursday 10:00a-12:00p

Crete

1122 main Street
Thursday's walk in 10-4
and by appointment

Jan: 10th & 26th	July: 11th & 27th (10-3:00)
Feb: 14th only	Aug: 8th (10-3:00) & 24th
March: 14th & 23rd	Sept: 12th & 28th
April: 11th & 27th	Oct: 10th & 26th
May: 9th & 25th	Nov: 14th only
June: 13th & 22nd	Dec: 12th only



Geneva

1043 G
Lower level of Public Library
1:00-3:00p

Seward

1245 N. 2nd
Faith Lutheran Church
10:00a-12:00p

Jan: 11th	July 12th	Jan: 18th	July 19th
Feb: 8th	Aug: 9th	Feb: 15th	Aug: 16th
March: 8th	Sept: 13th	March: 15th	Sept: 20th
April: 12th	Oct: 11th	April: 19th	Oct: 18th
May: 10th	Nov: 8th	May: 17th	Nov: 15th
June: 14th	Dec: 13th	June: 21st	Dec: TBD

Appointments are required, unless specified.

Call for an appointment time or questions: **402-826-2141**


Spanish: **402-641-1799**

BVCA accepts private insurance plans through our private vaccine program, along with Medicaid, no insurance and under insured through our VFC State program.



NEW YEAR'S
word search

Find the words hidden vertically, horizontally,
diagonally, and even backward



M D I H M L C K T H G I N D I M
 U S U Z L D H I G R V C O L J T
 S W S A A H E S I O O E Q N E O
 I G B N J N E S M U A U S G V A
 C H C M L C R G N V W L T V J S
 M E F Q C Q S T V J Z E S N R T
 V K C A J O D S K R O W E R I F
 C L O C K O N G S D N E I R F R
 G I A K W I D F N E K X D E S A
 O G Y N H N H E E I S O K A Z D
 C E L E B R A T E T N E B C G N
 R E S O L U T I O N T N W F Y E
 T G G F N D Z M P L Q I I T V L
 D E S T R E A M E R S E R G T A
 T E V U Z J M G Y X E A M E E C
 F N F E P L V B B C P P Q D W B

BALL
CLOCK
CONFETTI
TOAST
COUNTDOWN

FIREWORKS
BEGINNING
RESOLUTION
EVE
KISS

childhood
magic
CHILDHOODMAGIC.COM


MUSIC
FRIENDS
CALENDAR
PARTY
CELEBRATE

GOALS
CHEERS
DANCE
MIDNIGHT
STREAMERS

Foam Cup Snowmen

How adorable are these snowmen made from foam cups? These foam cup snowmen are a perfect activity for the kids on a snowy afternoon!

Author: Amanda Formaro



5 from 5 votes

Supplies

- Foam cups
- Felt
- Medium pom poms
- Pipe cleaners
- White craft glue
- Scissors
- Black marker

Instructions

1. Cut a 1-inch wide strip of felt using the full length of the felt sheet. Fringe the ends with scissors by cutting 4 or 5 slits at each end.
2. Place your foam cup upside down. Glue the scarf around the cup, leaving enough room for a face.
3. Cut triangles from orange felt and glue them to the face area.
4. For the earmuffs, cut a pipe cleaner in half. Bend it around the top of the snowman and trim the ends so that they hang over by about 1/2-inch.
5. Trim one side of a pom pom to make it a little flatter.
6. Glue to the pipe cleaner on the side of the snowman's head. Repeat for the other side.
7. Use a black marker to add eyes. You can add eyebrows if you like as well! I always do because it adds to their cute expressions and gives them character.

This project for *Foam Cup Snowmen* was printed from [CraftsbyAmanda.com](https://craftsbyamanda.com/foam-cup-snowmen/) - <https://craftsbyamanda.com/foam-cup-snowmen/> and can only be printed for education or personal use.

THE SCOOP FROM THE KITCHEN

Happy New Year from the Kitchen staff! We would like to remind everyone to please check your child/children's account and make sure they are paid. I will be sending home notes/emails if the balances are low or negative. We have talked it over with administration. Students will need to check their lunch balance before they can get seconds. Any student negative will not get seconds. Any parent not wanting their child/children to not have extras needs to write a note or email Janet at janet.slama@wilberclatonia.org. We do accept cash to cover the extras at checkout.

This year will be some challenges with increased prices on food and fuel. I will do my best to stick with the menu items as there are still shortages out there.

Our mission is to provide and serve healthy and balanced meals to our children. We have a newer kitchen team and they are all excited to be part of the WC kitchen staff.

If you have questions please reach me at 402-821-2141 ext 316 or email me at janet.slama@wilberclatonia.org

We wish to thank those generous community members who made a donation to help some of our families pay off their meal accounts.

“There is nothing more beautiful than someone who goes out of their way to make life beautiful for others. “ ~ Mandy Hale



e~Funds for Schools

Step-by-Step Guide for Parents

Getting started with e~Funds for Schools Mobile Website



CREATING A NEW ACCOUNT

1. Visit the website that was provided to you by your school district.
2. Click on **Create an Account**.
3. Provide Requested Information.
4. Click **Create Account**.



ACCOUNT MANAGEMENT – STUDENTS

1. Log into your account.
2. Select **Manage Students** under **Manage Account**.
3. Enter student Last Name and Family or Student ID#.
4. Select **Add Student(s)**.
5. Repeat steps 2-4 to add additional students.



ACCOUNT MANAGEMENT - PAYMENT INFORMATION

1. Log into your Account
2. Select **Payment Methods** under **Payment Settings**.
3. Select **New Credit Card** or **New Direct Debit** to add new payment information.
4. After entering all required information, read **Consent** and select **Add** to save information to account.

MAKE A PAYMENT

1. Select type of payment you would like to make.
2. Select student.
3. Enter amount of payment.
4. Select **Begin Checkout**.
5. Choose payment method or enter new method.
6. Review items and total.
7. Select **Pay Now**.





JANUARY

MONDAY

TUESDAY

WEDNESDAY

THURSDAY

FRIDAY

2
NO SCHOOL
Any Questions
please contact
Janet Slama
janet.slama@wilberclatonia.org

3
NO SCHOOL
"This institution is
an equal
opportunity
provider"

4 Pancakes

Italian Dunkers
Toss Salad
Pudding
Fruit
Milk

5 Biscuit & Gravy

Chicken Alfredo
Garlic Bread
Peas
Fruit
Milk

6 Donut

Chili
Mini Bread Loaf
Vegetable Cup
Fruit
Milk

1pm Dismissal

9 Pancake on Stick

Chicken Sandwich
Oven Potato
Baked Beans
Fruit
Milk

10 Breakfast Taco

Taco
Mexican Rice
Corn/Black Beans
Fruit
Milk

11 Bagel

Grilled Cheese
Tomato Soup
Vegetable Cup
Fruit
Milk

12 Breakfast Sandwich

Creamed Chicken
Mashed Potato
Green Beans/Roll
Fruit
Milk

13 Oatmeal

Pizza
Toss Salad
Cookie
Fruit
Milk

16 French Toast

Chicken Nuggets
Rice Pilaf
Carrots
Fruit
Milk

17 Ham/Egg/Cheese Bar

Super Nachos
Lettuce
Salsa
Brownie
Fruit/Milk

18 Breakfast Pizza

Hamburger
Oven Potato
Baked Beans
Fruit
Milk

19 Donut

Chicken Noodle
Soup
Cheese Stick
Cinnamon Roll
Vegetable Cup

20 Biscuit & Gravy

Pulled Pork
Sandwich
Rice Pilaf
Carrots
Fruit
Milk

23 Waffles

Country Fried
Steak
Mashed Potato
Corn
Roll
Fruit
Milk

24 Breakfast Taco

Quesadilla
Mexican Rice
Green Beans
Fruit
Milk

25 Yogurt & Cereal Bar

Potato Soup
Hot Ham &
Cheese Sandwich
Wango Mango
Fruit
Milk

26 Breakfast Sandwich

Mandarin Chicken
Fried Rice
Broccoli
Fruit
Milk

27 Oatmeal

Wolverine
Oven Potato
Baked Beans
Fruit
Milk

30 Pancake on Stick

Corn Dog
Seasoned
Noodles
Coleslaw
Fruit
Milk

31 Ham/Egg/Cheese Bar

Taco Soup
Mini Bread Loaf
Vegetable Cup
Fruit
Milk

**Menus
subject to
change at
anytime**

Prices
Breakfast
K-12 \$2.00
Adults \$2.50
Milk \$0.50
Lunch
K-5 \$3.05
6-12 \$3.25
Adults \$4.00
Milk \$0.50



ENERO

LUNES

MARTES

MIÉRCOLES

JUEVES

VIERNES

2
No hay clases
cualquier
pregunta por
favor póngase en
contacto
 Janet Slama
 janet.slama@wilberclatonia.org

3
No hay clases
 “Esta institución es
 un proveedor de
 igualdad de
 oportunidades”

4 Panqueques

 Pedazo de pan
 ensalada
 Pudín
 Fruta
 Leche

5 la galleta y el
caldo

 Pollo Alfredo
 ajo pan
 el guisante
 Fruta
 Leche

6 Donut

 Con Chili
 Mini pan de molde
 copa vegetal
 Fruta
 Leche
 1pm despido

9 panqueque en el
palillo

 Sandwich pollo
 papas al horno
 Frijoles cocidos
 Fruta
 Leche

10 desayuno Taco

 Taco
 arroz ala
 mexicana
 Maiz/Frijoles
 negros
 Fruta
 Leche

11 el Beigel

 Queso a la
 Plancha
 Sopa de tomate
 copa vegetal
 Fruta
 Leche

12 desayuno
Sandwich

 Pollo con crema
 pure de papas
 ejotes/pan de role
 Fruta
 Leche

13 avena

 Pizza
 ensalada
 la galleta
 Fruta
 Leche

16 Pan frances

 Nuggets de pollo
 arroz Pilaf
 la zanahoria
 Fruta
 Leche

17 jamon/huevo/bar
queso

 Super Nachos
 ensalada
 Salsa
 la galleta
 Fruta/Leche

18 desayuno Pizza

 la Hamburguesa
 papas al horno
 Frijoles cocido
 Fruta
 Leche

19 Donut

 Pollo con fideos
 sopa
 Cheese Stick
 rollo de canela
 copa vegetal
 Fruta
 Leche

20 la galleta y el
caldo

 Sandwich tirada
 cerdo
 arroz Pilaf
 la zanahoria
 Fruta
 Leche

23 gofres

 Carne Frita
 pure de papas
 Maiz/pan de role
 Fruta
 Leche

24 desayuno Taco

 Quesadilla
 arroz ala
 mexicana
 ejotes
 Fruta
 Leche

25 el Yogurt &
barras de Cereal

 Potato Soup
 Caliente de jamon
 y queso
 Wango Mango
 Fruta
 Leche

26 desayuno
Sandwich

 Pollo mandarina
 arroz frito
 el brocoli
 Fruta
 Leche

27 avena

 Wolverine
 papas al horno
 frijoles cocido
 Fruta
 Leche

30 panqueque en
el palillo

 Corn Dog
 fideos sazonados
 Coleslaw
 Fruta
 Leche


31 jamon/huevo/bar
queso

 Taco Sopa
 Mini pan de molde
 copa vegetal
 Fruta
 Leche

Menu sujeto a
Cambio

Precios De La
Comida
 Desayuno
 K-12 \$2.00
 Adults \$2.50
 Leche \$0.50
 Almuerzo
 K-5 \$3.05
 6-12 \$3.25
 Adults \$4.00
 Leche \$0.50

Snack Cake Penguins



Print

Prep Time

10 mins

Total Time

10 mins

Store bought chocolate rolls decorated to look like the sweetest little penguins.

Course: Dessert

Cuisine: American

Keyword: christmas desserts, snack cake penguins, snack cakes

Author: Beth Jackson Klosterboer

Ingredients

- 1 chocolate roll snack cakes Little Debbie Swiss Rolls or something similar
- 1 orange slices/orange gumdrops
- 1 marshmallows
- 1 Tootsie Rolls
- 2 edible eyes
- frosting or use Nutella, peanut butter or melted chocolate
- optional black licorice laces

Instructions

1. Flatten an orange slice into an even 1/4" thickness.
2. Cut two feet and a beak.
3. Cut a thin slice from each end of a marshmallow.
4. Flatten a soft Tootsie Roll then roll it out thin.
5. Cut two wings from the Tootsie Roll.
6. Attach the candy decorations to the snack cake with frosting.

January

2023

Sunday	Monday	Tuesday	Wednesday	Thursday	Friday	Saturday
1	2 NO SCHOOL	3 NO SCHOOL for students STAFF WORKDAY 4:30/6/7:30 J/V/V G/B BB Home	4 7 pm PTO Meeting	5 4:30/6/7:30 pm J/V/V G/B BB-Home 5 pm W Dual @ Thayer Central	6 1 pm Dismissal 3 pm W Invitational-Home	7 Snowcoming Dance 8 am Speech @ Fairbury Invite 2/3:30/5 pm J/V/V G/B BB-Home
8	9	10	11	12 4:30/6/7:30 pm J/V/V G/B BB @ Fairbury	13	14 8 am Speech @ Oxbow Ashland-Greenwood Invite 9 am W Invitational -Cross County 9:30 am B JH BB @ Southern
15	16 8 am Speech @ Waverly 6 pm R GBB @ Wilber 7 pm Board Meeting	17 4:30 pm JH BB @ Centennial	18	19 4 pm JH BB vs Tri County-Home	20 2:30 pm V Wrestling @ Thayer Central 4:30/6/7:30 pm J/V/V G/B BB -Home	21 8 am Speech @ Thayer Central Invite
22	23 4:30 pm JH BB @ Fairbury 6 pm B/G Reserve BB @ Fillmore Central 6:30 pm FFA Mtg 7:00 pm Friends of Music Mtg	24 4:30/6/7:30 pm J/V/V G/B BB @ Palmyra	25	26 5 pm B V Wrestling @ Wilber	27 4:30/6/7:30 pm J/V/V G/B BB Home Soups & Hoops 3:30 pm Wolverine Little Rah Rah Camp	28 6:30 am SNCW Centennial 8 am Speech @ Wilber Invite
29	30 SNCV G/B BB-TBD	31 SNCV G/B BB-TBD				

WILBER CLATONIA
PUBLIC SCHOOLS

900 S FRANKLIN ST

PO BOX 487

WILBER, NE 68465

BE THE BEST PERSON YOU
CAN BE

PRIDE:
POSITIVE RESPONSIBLE
INDIVIDUALS DEDICATED
TO EXCELLENCE

Don't forget we have a **1:00 p.m. dismissal** on Friday,
January 6th, 2023!!

Wilber Clatonia Public
Schools

402-821-2141 Elementary
402-821-2508 High School
402-821-2266 District Office
402-821-3013 Fax

www.wilberclatonia.org

Happy
New Year!